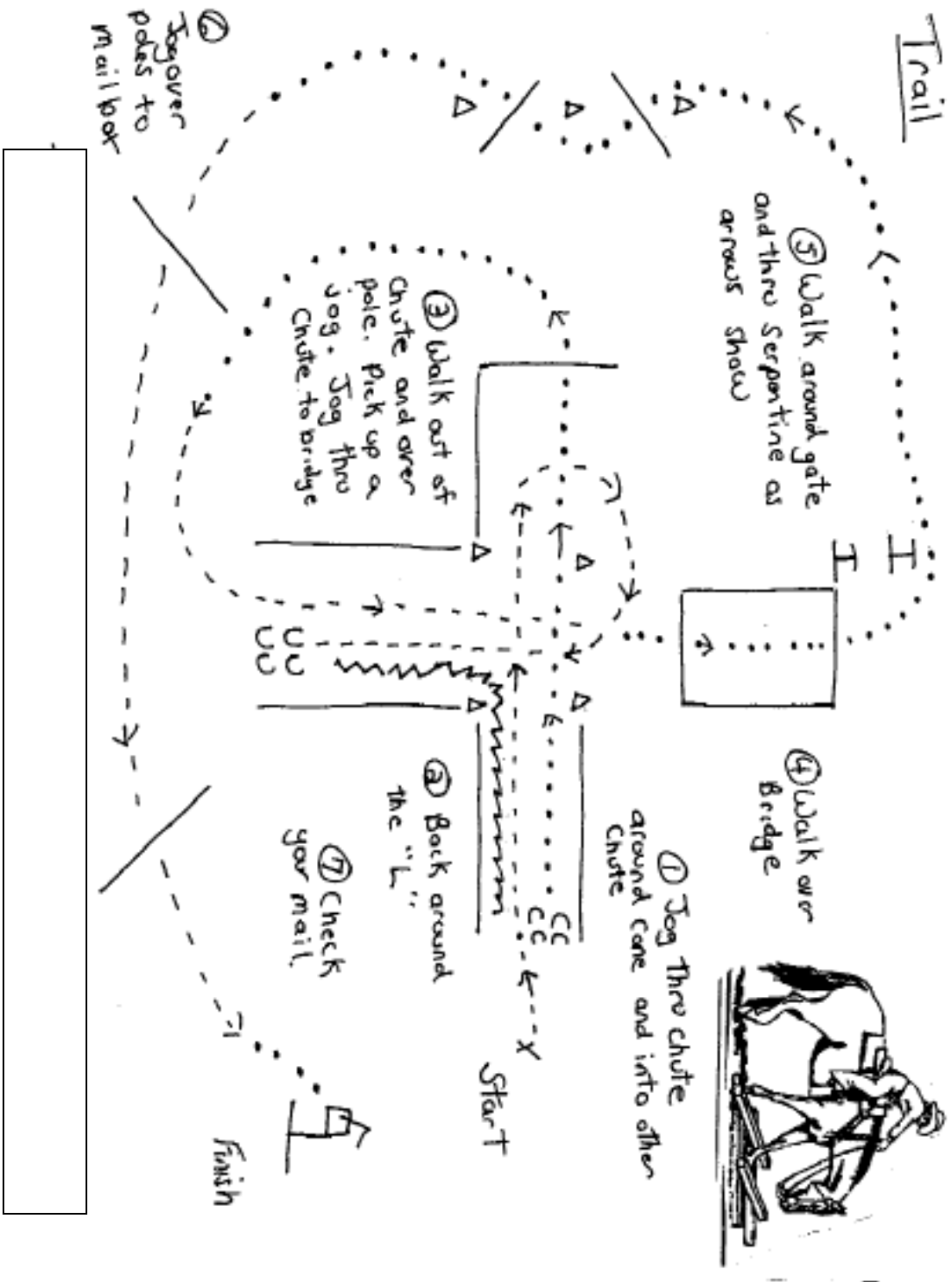
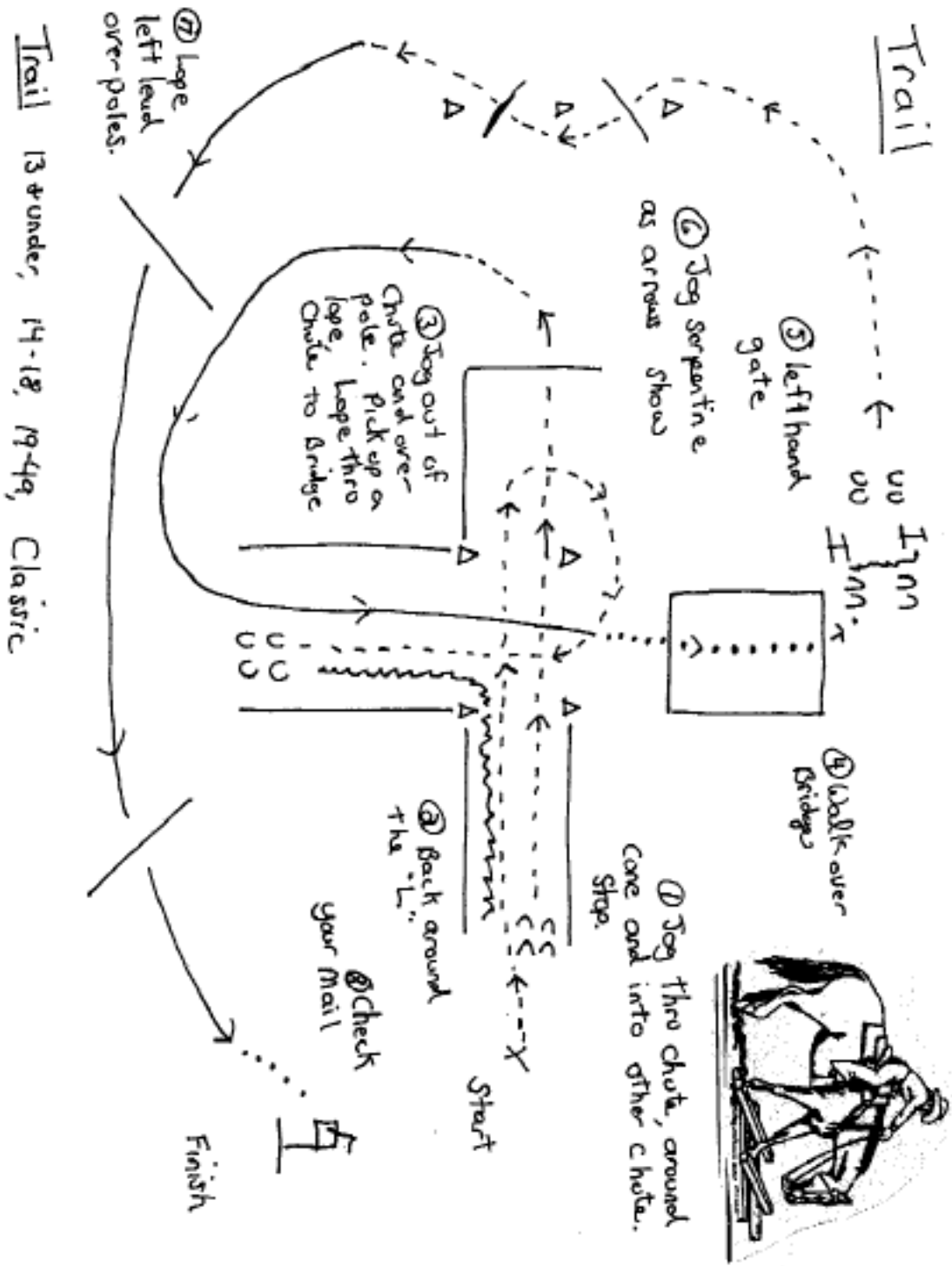


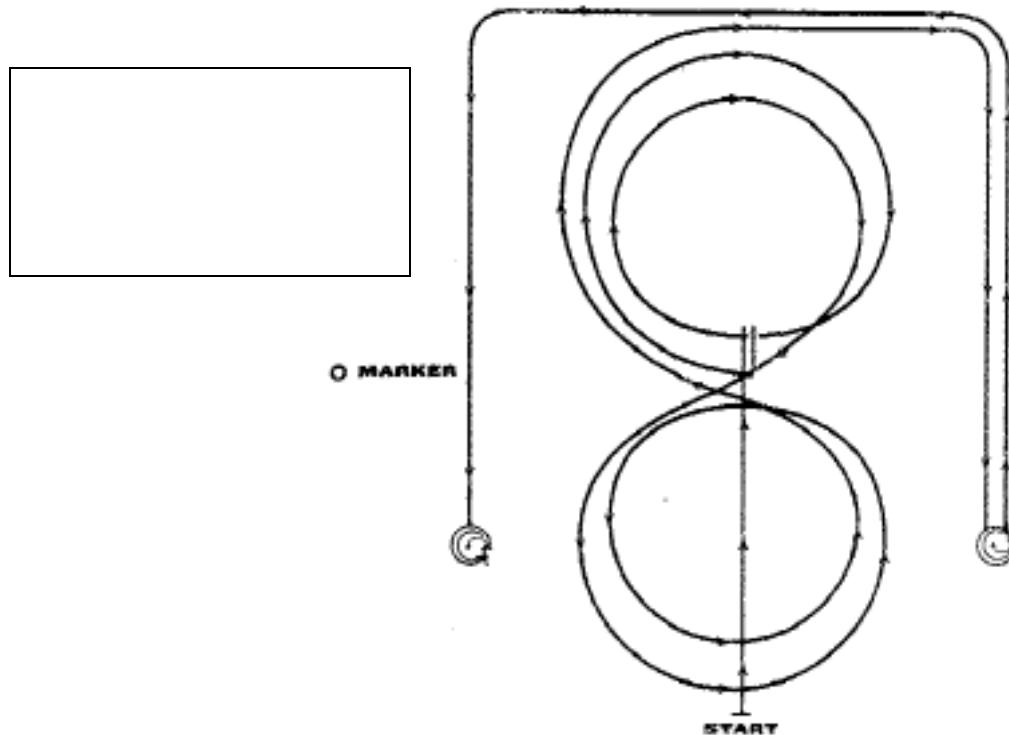
Trail 9/4/11 – Novice all ages, 10 & under, Green Horse



TRAIL 9/4/11 – 13 & under, 14-18, 19-49, Classic 50



REINING 13& under,14-18-19-49-Classic 50 (9/4/11)

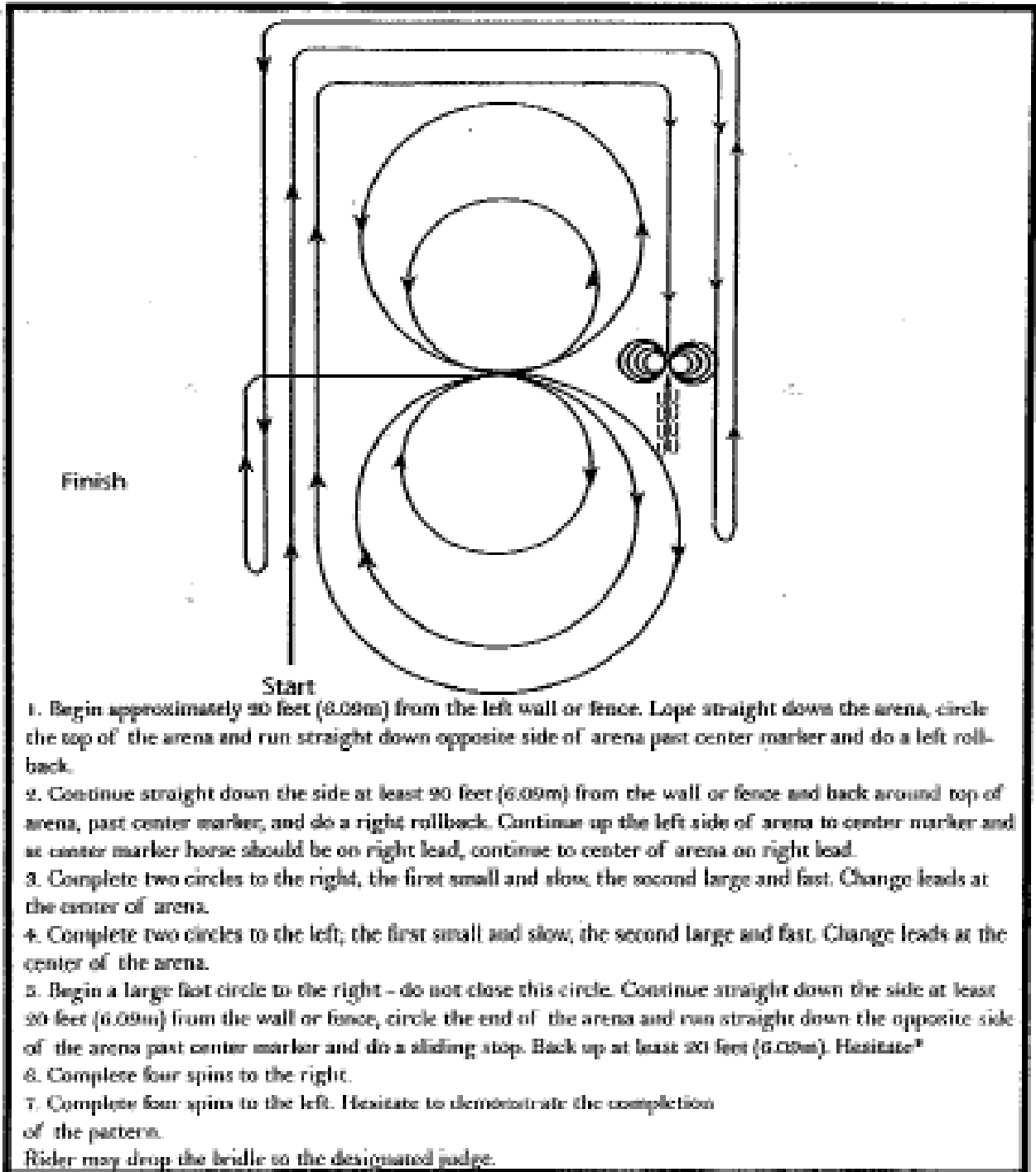


MANDATORY MARKER ALONG FENCE OR WALL

The judge shall indicate the length of the pattern with markers. Markers within the area of the pattern will not be used.

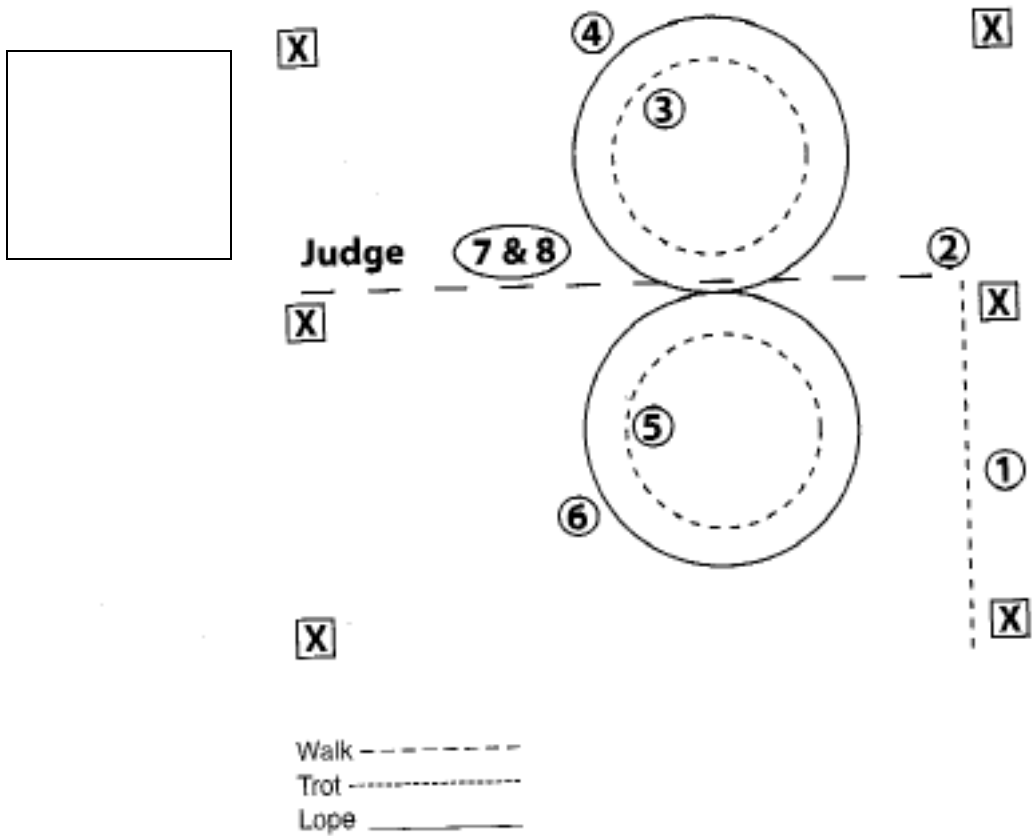
1. Start at end of arena. Run down middle past center marker and do a sliding stop. Back at least 10 feet (3 meters) to center. Perform 1/4 turn to left. Hesitate
2. Complete two circles to the right: first circle large, second circle small and slow. Change leads at center of the arena.
4. Complete two circles to the left: first circle large, second circle small and slow. Change leads at center of the arena. Do not close this circle.
5. Run around end of arena and down the side at least approximately 20 feet (6 meters) from fence, past center marker and come to a sliding stop. Hesitate.
6. Complete $1\frac{1}{2}$ spins to the right. Hesitate
7. Continue to run around end of arena and down the side at least approximately 20 feet (6 meters) from fence, past center marker and come to a sliding stop. Hesitate.
8. Complete $1\frac{1}{2}$ spins to the left. Hesitate to demonstrate completion of the pattern.

• OPEN JACKPOT REINING 9/4/11



1. Begin approximately 90 feet (6.09m) from the left wall or fence. Lope straight down the arena, circle the top of the arena and run straight down opposite side of arena past center marker and do a left rollback.
 2. Continue straight down the side at least 90 feet (6.09m) from the wall or fence and back around top of arena, past center marker, and do a right rollback. Continue up the left side of arena to center marker and at center marker horse should be on right lead, continue to center of arena on right lead.
 3. Complete two circles to the right, the first small and slow, the second large and fast. Change leads at the center of arena.
 4. Complete two circles to the left; the first small and slow, the second large and fast. Change leads at the center of the arena.
 5. Begin a large fast circle to the right - do not close this circle. Continue straight down the side at least 90 feet (6.09m) from the wall or fence, circle the end of the arena and run straight down the opposite side of the arena past center marker and do a sliding stop. Back up at least 200 feet (6.09m). Hesitate*
 6. Complete four spins to the right.
 7. Complete four spins to the left. Hesitate to demonstrate the completion of the pattern.
- Rider may drop the bridle to the designated judge.

Reining – Novice All Ages, Green Horse, 10 & Under



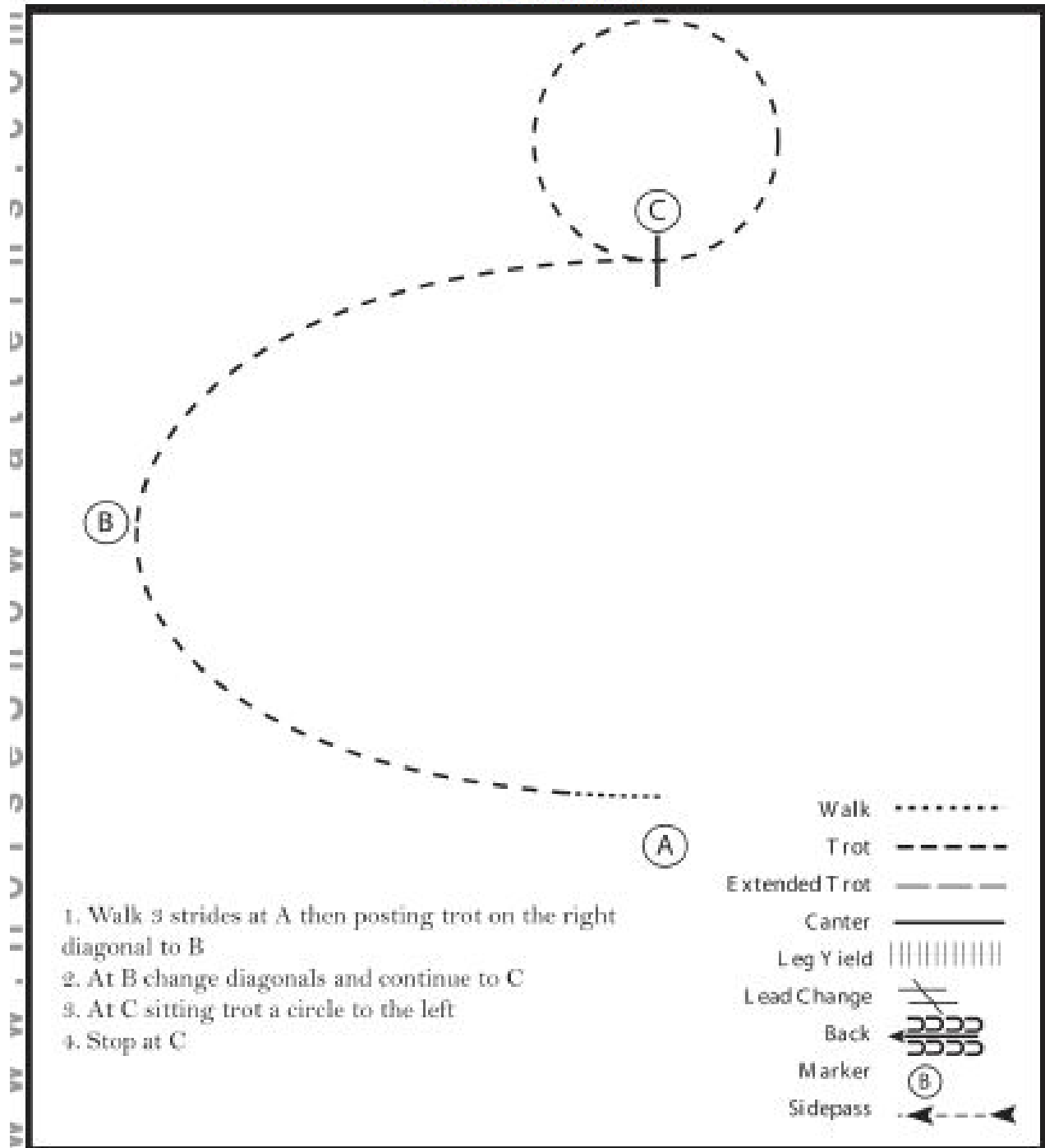
1. Trot a straight line to center marker, stop at marker.
2. Turn left, walk to center.
3. Trot a small circle to the right.
4. Trot a large circle to the right. (*Extend the trot*)
5. Trot a small circle to the left.
6. Trot a large circle to the left. (*Extend the trot*)
7. At center, slow to a walk.
8. Walk to the Judge.

9/4/11 Northern Colorado Riding Club

Hunt Seat Equitation Novice All Ages, Green Horse



Show Date: 9/4/11



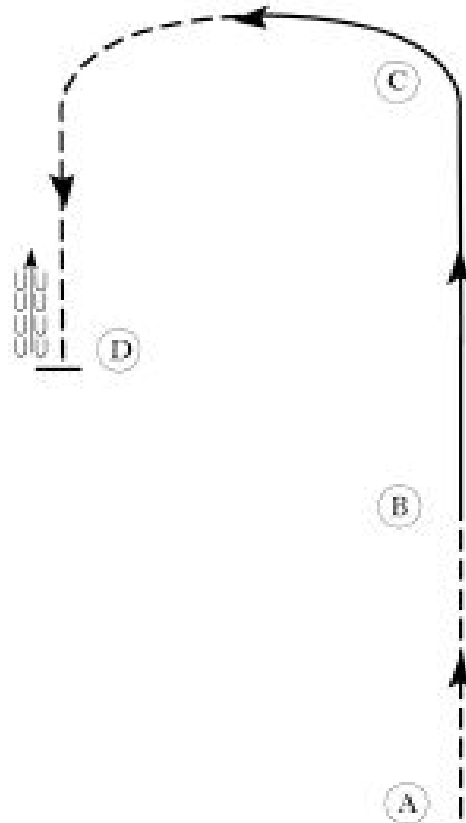
[HSE/WT-10]



Hunt Seat Equitation (13&under,14-18,19-49,Classic 50)

Show Date: 9/4/11

W W W . P O T S E Q U O W R A L L E T E R N S . C O M



Be ready at A.

1. Posting trot on the left diagonal from A to B.
2. At B, canter on the left lead.
3. At the top of the arc, transition to the posting trot to D.
4. Stop and back approximately one horse length at D.

Exit at a sitting trot.

Walk	-----
Trot	- - - - -
Extended Trot	- - - - -
Canter	—————
Leg Yield	
Lead Change	↗ ↘
Back	← ← ← ← ←
Marker	(B)
Sidepass	← ← ← ← ←
Hand Gallop	—————

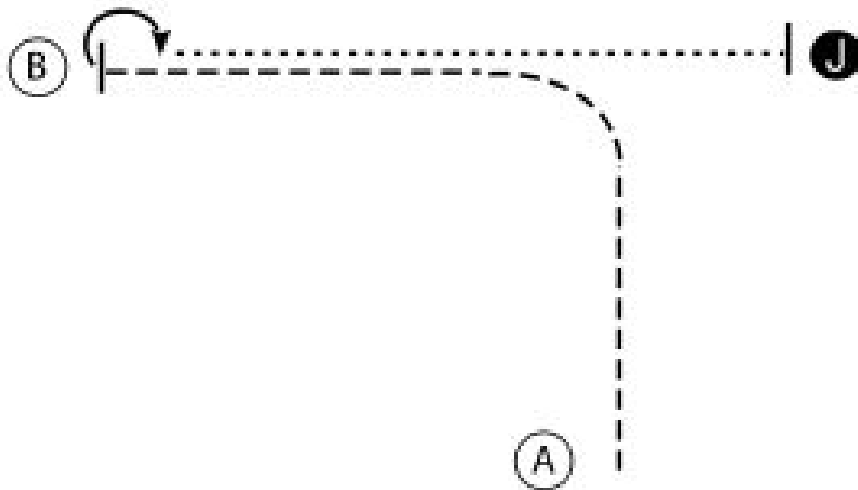
Pattern Provided by:

[HSE/1-22]

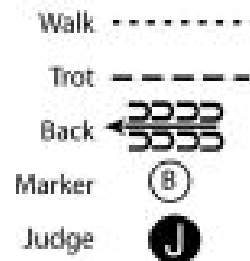
Showmanship at Halter 13 & under,14-18,19-49,Classic 50+

Show Date: 9/4/11

w w w . H o r s e S h o w P a t t e r n s . c o m



1. Trot from A to B.
2. Stop and perform a 180 degree turn.
3. Walk to Judge and set up for inspection.
4. When dismissed follow instructions of ring steward.

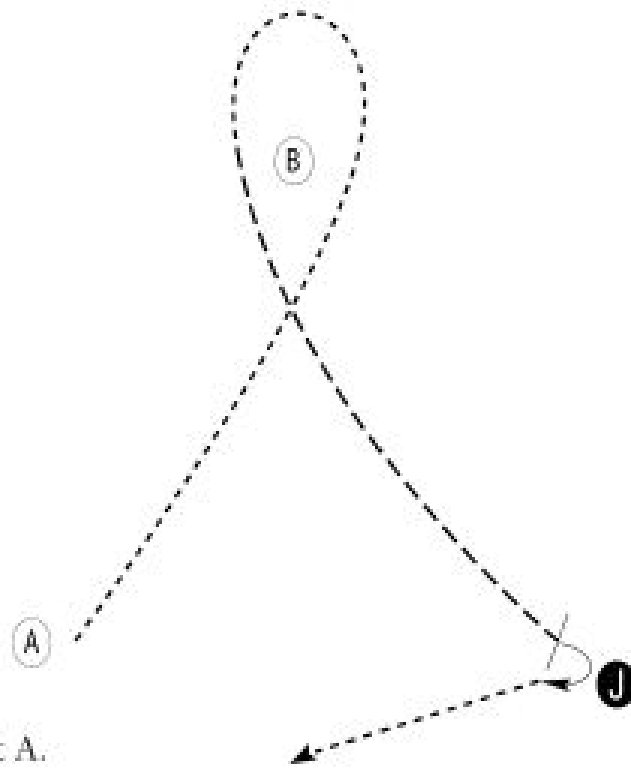


Showmanship At Halter (Novice All Ages, 10 & Under, Green Horse)

Show Date: 9/4/11

W W W . H O R S E S H O W P A T T E R N S . C O M

W W W . H O R S E S H O W P A T T E R N S . C O M



Be ready at A.

1. Walk from A to and around B.
2. Trot from B to the judge.
3. Stop and set up for inspection.
4. When dismissed, turn approximately 90 degrees and follow the instructions of your ring steward.

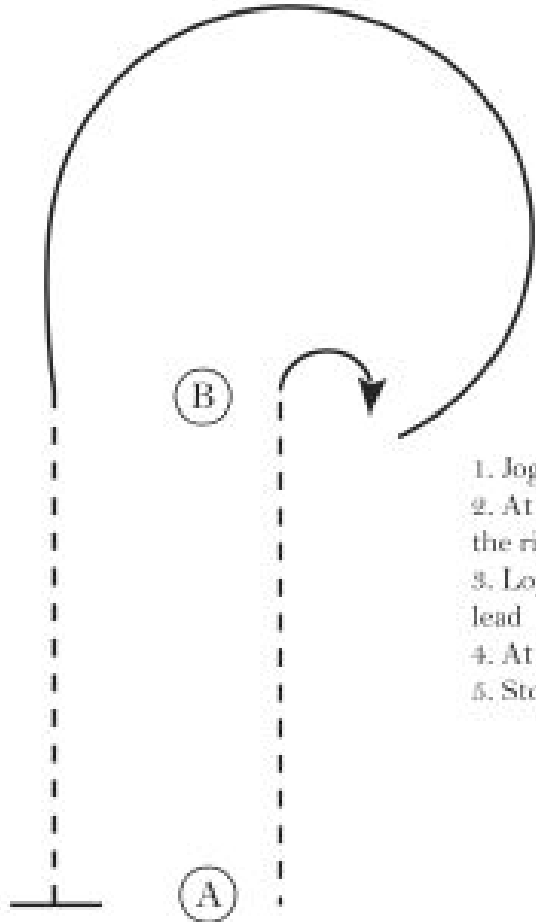
Walk	-----
Trot	- . - . - .
Back	← ○ ○ ○ ○
Marker	ⓑ
Judge	ⓙ



Western Horsemanship (13 & under,14-18,19-49,Classic 50)

Show Date: 9/4/11

W W W . H O R S E S H O W P A T T E R N S . C O M



1. Jog A to B
2. At B perform a 90 degree turn to the right
3. Lope a circle around B on the left lead
4. At B jog to A
5. Stop at A.

Walk
Jog	-----
Extended Jog	-----
Lope	—————
Leg Yield	
Lead Change	↘
Back	←←←←
Marker	⊙
Sidepass	←←←←

Pattern Provided by:

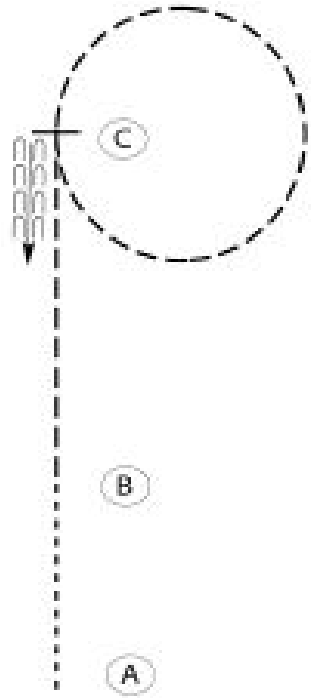
[WH/1-14]

Western Horsemanship (Novice All Ages, 10 & under, Green Horse)

Show Date: 9/4/11

www.HorseShowPatterns.com

www.HorseShowPatterns.com



Be ready at A.

1. Walk from A to B.
2. Jog from B to C.
3. Even with C, jog a circle to the right.
4. Stop at C and back one horse length

Retire to the rail or line up at a jog.

Walk	-----
Jog	- - - - -
Extended Jog	— — — —
Lope	————
Leg Yield	
Lead Change	↗ ↘
Back	← ○ ○ ○ ○
Marker	○ B
Sidepass	← — — — — →